



www.cfmenterprisesllc.com



5130 US HWY 89
CHOTEAU, MONTANA
406-466-3474

Product Information



www.cfmenterprisesllc.com


Standard Door

FEATURES

- 100% 300 series stainless steel
- 4-way universal swing
- 1-3/4" thick door with 20 Ga. skins
- 3-1/2", 16 Ga. stainless steel jambs (2"x4" walls)
- Full perimeter weather-stripping
- Standard or Custom door sizes
- Stainless steel lockset insert, reinforced 12 Ga. stainless steel plates
- Flange built into one side of frame with flange built into trim pieces on other side. Benefit is there is no need to trim after installation.
- Four stainless steel hinges with bearings, reinforced 12 Ga. stainless steel plates
- Fully insulated 2-part polyurethane closed cell material injected in door which repels moisture, mold, and bacteria from spreading
- Door is prepped for lockset by boring a 2-1/8" diameter hole with a 2-3/4" backset a 1" edge bore

OPTIONS

- Standard window size of 16" x 16" or 22" x 30" lite, consisting of 2 pieces of 1/8" tempered glass with 1/2" dead air space. Custom window sizes and variations are available . Please call specific information
- Dead bolt lockset
- 5-1/2" 16 Ga. stainless steel jambs (2"x6" walls)
- Custom assemblies available in a wide range of sizes, configurations and jamb depths
- Customizable for your latch preference
- Custom door sizes available
- Stainless steel window frames available in 16" x 16" or 22" x 30"



Tempered glass window


Double Door



Stainless Steel Hinges



Weather-Stripping



FEATURES

- 100% 300 series stainless steel
- 4-way universal swing
- 1-3/4" thick door with 20 Ga. skins
- 3-1/2", 16 Ga. stainless steel jambs (2"x4" walls)
- Full perimeter weather-stripping
- Standard or Custom door sizes
- Stainless steel lockset insert, reinforced 12 Ga. stainless steel plates
- Four stainless steel hinges with bearings, reinforced 12 Ga. stainless steel plates
- Fully insulated 2-part polyurethane closed cell material injected in door which repels moisture, mold, and bacteria
- Door is prepped for lockset by boring a 2-1/8" diameter hole with a 2-3/4" backset and 1" edge bore

OPTIONS

- Standard window size of 16" x 16" or 22" x 30" lite, consisting of 2 pieces of 1/8" tempered glass with 1/2" dead air space. Custom window sizes and variations are available. Please call specific information
- Dead bolt lockset
- 5-1/2" 16 Ga. stainless steel jambs (2"x6" walls)
- Custom assemblies available in a wide range of sizes, configurations and jamb depths
- Customizable for your latch preference
- Custom door sizes available



Flip Up Door

FEATURES

- 100% 300 series stainless steel
- 1-3/4" thick door with 20 Ga. skins
- 3-1/2", 16 Ga. stainless steel jambs (2"x4" walls)
- Full perimeter weather-stripping
- Flange built into one side of frame with flange built into trim pieces on other side. Benefit is there is no need to trim after installation
- 3 stainless steel hinges with bearings, reinforced 12 Ga. stainless steel plates
- Fully insulated 2-part polyurethane closed cell material injected in door which repels moisture, mold, and bacteria
- Rough Opening is 2 inches wider and 2-5/8" inches taller than door size. Example - a 36" x 80" door will have a R.O. of 38" x 82-5/8"
- Standard sizes available (all 80" tall) - 36", 42", 44", 48"
- Custom door sizes available. Please call for details
- Lock pin and D-ring hardware included with door


OPTIONS

- Standard window size of 16" x 16" lite, consisting of 2 pieces of 1/8" tempered glass with 1/2" dead air space. Custom window sizes and variations are available.
- 5-1/2" 16 Ga. stainless steel jambs (2"x6" walls)

ADDITIONAL PICTURES



Stainless Steel Hinges



Weather-Stripping




Standard Door

FEATURES

- 100% 300 series stainless steel
- 4-way universal swing
- 1-3/4" thick door with 20 Ga. skins
- 3-1/2", 16 Ga. stainless steel jambs (2"x4" walls)
- Full perimeter weather-stripping
- Standard or Custom door sizes
- Stainless steel lockset insert, reinforced 12 Ga. stainless steel plates
- Flange built into one side of frame with flange built into trim pieces on other side. Benefit is there is no need to trim after installation.
- Four stainless steel hinges with bearings, reinforced 12 Ga. stainless steel plates
- Fully insulated 2-part polyurethane closed cell material injected in door which repels moisture, mold, and bacteria from spreading
- Door is prepped for lockset by boring a 2-1/8" diameter hole with a 2-3/4" backset a 1" edge bore

OPTIONS

- Standard window size of 16" x 16" or 22" x 30" lite, consisting of 2 pieces of 1/8" tempered glass with 1/2" dead air space. Custom window sizes and variations are available . Please call specific information
- Dead bolt lockset
- 5-1/2" 16 Ga. stainless steel jambs (2"x6" walls)
- Custom assemblies available in a wide range of sizes, configurations and jamb depths
- Customizable for your latch preference
- Custom door sizes available
- Stainless steel window frames available in 16" x 16" or 22" x 30"



Tempered glass window



Poly Door


FEATURES

- Polypropylene Copolymer panel
- 100% 300 series stainless steel frame, hinges, and panel retainers
- 3-1/2", 16 Ga. stainless steel jambs (2"x4" walls)
- 2" thick door
- Flange built into one side of frame with flange built into trim pieces on other side. Benefit is there is no need to trim after installation
- 4 stainless steel hinges with bearings, reinforced 12 Ga. stainless steel plates
- Rough Opening is 2 inches wider and 2-1/4" inches taller than door size. Example - a 36" x 80" door will have a R.O. of 38" x 82-1/4"
- Available Sizes - 24" x 80" and 36" x 80"
- Custom door sizes available. Please call for details
- 2 way barbed door seal
- Poly Doors do not have door sweeps

Stainless Steel Hinges



Weather-Stripping



POLY DOOR

OPTIONS

- Standard window size of 16" x 16" lite, consisting of 2 pieces of 1/8" tempered glass with 1/2" dead air space. Custom window size and variations are available
- 5-1/2", 16 Ga. stainless steel jambs (2"x6" walls)
- Barn latch specifically made for Poly doors



Fire Door

FEATURES

- UL and WH labels are available
- Fire rating up to 3 hours are available
- Fire rated lites available with stainless trim
- Door and frame are constructed from 300 series stainless steel. Ideal for tough corrosive environments
- Door cores are made with a durable polystyrene or phenolic impregnated honeycomb permanently laminated to the inside face
- Can be prepped for a variety of latch options
- Door conforms to NAAMM-HMMA commercial standards and federal specifications

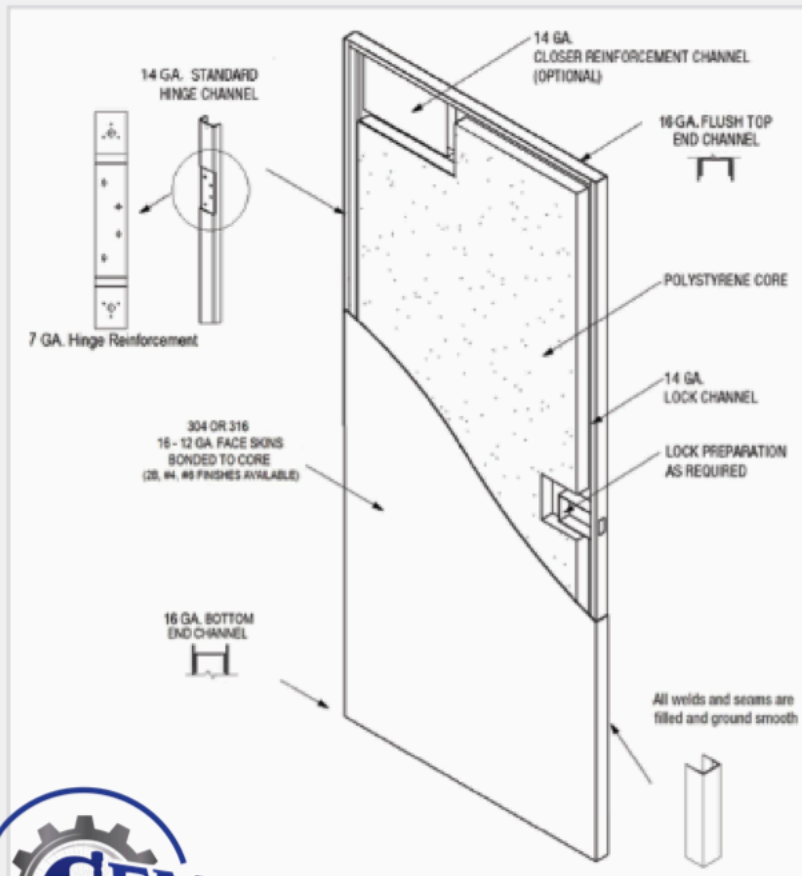
OPTIONS

- The fire door has a variety of options and customizations available. Please call us to discuss your needs

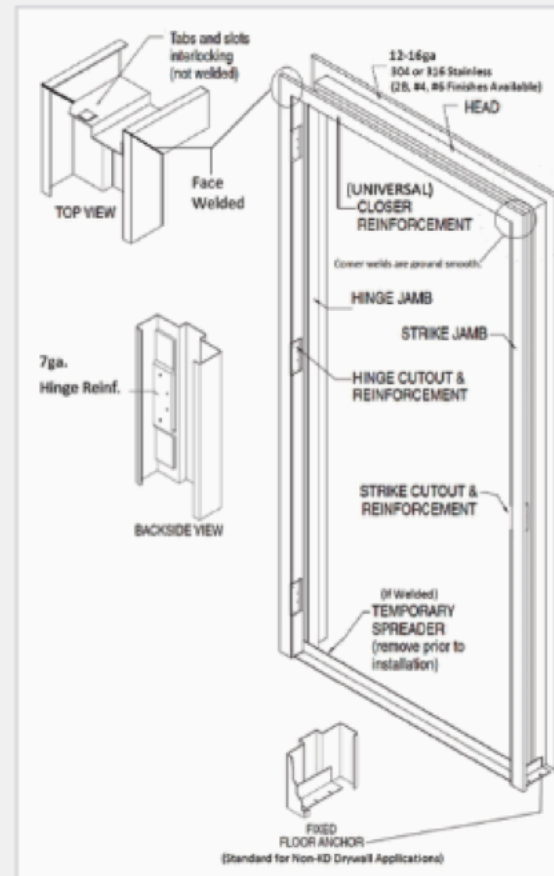
ADDITIONAL INFORMATION



Stainless Steel Door




Face Welded Stainless Steel Frame



Sharp Latch

FEATURES

- Easy to install
- Made with 100% 300 series stainless steel
- Designed to last a lifetime
- Installation doesn't require any modification to the door
- Will fit into industry standard bore holes
- Designed to be universal. Will work in both a left swing and a right swing door





FLANGED FRAME

- Very easy to Install
- Universal Swing
- Comes with a trim kit to trim out after door installation
- Installs into virtually any wall system
- Made from 100% 16 Ga. 300 series stainless steel
- Pre-Installed durable weather stripping

Bottom Left



Top Right




FLANGELESS FRAME

- Universal Swing
- Good fit for any concrete or masonry wall system
- Made from 100% 16 Ga. 300 series stainless steel
- Pre-Installed durable weather stripping

Bottom Right



Top Left



TSH FRAME

- Very Rigid Construction
- Made from 100% 16 Ga. 300 series stainless steel
- Pre-Installed durable weather stripping
- Good fit for any concrete or masonry wall system
- Designed to virtually eliminate water and snow intrusion

Bottom Right



Top Left




BRICKMOLD FRAME

- Very Rigid Construction
- Made from 100% 16 Ga. 300 series stainless steel
- Pre-Installed durable weather stripping

Top Right




Bottom Left



STAINLESS STEEL WINDOW FRAME

- 100% 300 series stainless steel
- Very Rigid Construction
- Stainless steel window frames are available in 16" x 16" and 22" x 30"
- Consists of two pieces of 1/8" tempered glass with 1/2" dead air space.

16" x 16"



22" x 30"



VINYL WINDOW FRAME

- Polypropylene Copolymer Frame
- Very Rigid Construction
- Vinyl window frames are available in 4" x 22", 16" x 16", 22" x 30" and 22" x 36"
- We offer solid, blinded, wired, or vented frame options
- Consists of two pieces of 1/8" tempered glass with 1/2" dead air space
- Custom window sizes and variations are available

16" x 16"



22" x 30"



LOCKS AND ACCESSORIES



Dead Bolt Keyed Lock



Door Stop



Electronic Entry



Flip Up Door Stop



Indicator X Turn



Keyed Door Knob



Keyed Lever



Latch Guard



Out Swing Sharp Bolt



Panic Bar



Passage Knob



Passage Lever



Privacy Door Knob



Privacy Lever



Wall Bumper



In Swing Sharp Bolt



Wind Chain



Frequently Asked Questions

CAN THE DOORS BE CUSTOMIZED?

Absolutely! A wide variety of custom options are available ranging from custom door sizes to custom latch configurations.

WHAT IS THE R-VALUE OF THE DOOR?

The door has an R-Value of approximately 14.

IS THE DOOR MADE FROM STAINLESS-STEEL?

Yes, all metal parts of the door are manufactured from stainless steel.

WHAT GRADE OF STAINLESS STEEL ARE THE DOORS MADE FROM?

All of the metal parts of the door are made from high quality 300 series stainless steel

DO YOU SELL DIRECT TO THE END USER?

No, we only sell to dealers. Please contact Sharp Industries and we'll gladly help you find a dealer near you.

DO YOU SELL ANY OTHER DOOR BESIDES A STAINLESS STEEL DOOR?

Yes, we also sell an entry door made with polypropylene door slab and a stainless steel frame. This lower cost option is ideal for an interior application where an insulated door is not required. Please contact Sharp Industries for more information.

DO YOU HAVE AN ONLINE PRESENCE?

www.cfmenterprisesllc.com

